







PRINT TEMPLATE

Product Folded Postcard
Size 12.75x6 >> 4.25x6 (tri, 2 tab) (WxH)
Style Tri Fold Direct mail

-  **BORDER THICKNESS** - Must be atleast 3/8" from the bleed line to insure your border won't be cut off when printed.
-  **SAFE AREA** - Keep all text within this line.
-  **FINISHED SIZE** - This is where the product will be cut to size.
-  **BLEEDS** - Create a 1/8 inch bleed area to make sure that the ink goes to the edge of the finished size. Extend artwork/graphics to the edge of template.

THIS FLAP FOLDS FIRST

OUTSIDE PANEL

FOLD LINE

TAB

TAB

1234 Return Address
Santa Clara, CA 95050

PERMIT #
GOES HERE
1.25" x 1.25"
CLEAR AREA
Click below for Indiaia info
http://www.printpapa.com/faq/71-455

OUTSIDE PANEL

ARTWORK
ORIENTATION

TOTAL SIZE 4" X 2.5"

Printing in this area is not allowed.
Reserved for Addressing/Postal mailing purposes.

FOLD LINE

THIS FLAP FOLDS SECOND

OUTSIDE PANEL

TAB

TAB



PRINT TEMPLATE

Product Folded Postcard
Size 12.75x6 >> 4.25x6 (tri, 2 tab) (WxH)
Style Tri Fold Direct mail



BORDER THICKNESS - Must be atleast 3/8" from the bleed line to insure your border won't be cut off when printed.

SAFE AREA - Keep all text within this line.

FINISHED SIZE - This is where the product will be cut to size.

BLEEDS - Create a 1/8 inch bleed area to make sure that the ink goes to the edge of the finished size. Extend artwork/graphics to the edge of template.

FOLD LINE

FOLD LINE

LEFT
INSIDE PANEL

CENTER
INSIDE PANEL

RIGHT
INSIDE PANEL